


R TYPE SERIES INVERTER GENERATOR



R1250iS



- With extremely low noise, use more quietly Smaller size and lighter weight are suitable for vehicle travel and outdoor emergency use The intelligent inverter control system can automatically adjust the engine speed according to the load condition to reduce fuel consumption
- Convenient operation, complete configuration, optional USB port, freely switchable between 50 Hz and 60 Hz and realize two machines in parallel, making it more convenient to use
- The quality of RATO manufacturing is better among similar products



PRODUCT PARAMETERS

SPECIFICATIONS	R1250iS	R1250iSP
Engine type	Single cylinder, 4-Stroke(OHV)	
Bore×Stroke	45x38mm	
Displacement	60cc	
Compression ratio	8.2:1	
Rated frequency	50Hz	60Hz
Rated voltage	220V/230V/240V	120V/220V
Rated power	1.0kW	
Max.power	1.1kW	
DC output	12V/5A	
THD	<3%	
Starting system	Recoil	
Fuel tank capacity	2.6 L	
Full load continuum running time	3.5 h	
1/2 load continuum running time	5.2 h	
Noise(7m)	57dB-65dB	
Dimensions(LxWxH)	450x240x395mm	
Net weight	13kg	



OPTIONAL COLOR

Available in a variety of colors

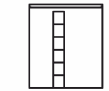
OPTIONAL CONFIGURATION




*(D) means Electric start optional

LOADING QTY

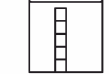
40HQ



R1250iS:1176 / UNITS



20GP




R1250iS:480 / UNITS



R2000iS



- Novel appearance, small size, light weight, low THD, stable frequency and low fuel consumption.
- Precise control of ignition, intelligent speed control according to load, not only saving fuel, but also cost-effective and efficient.
- Circuit breaker protection, safer, more reliable and more effective.
- Humanized design concept, integrated inverter control, clearly visible, easy panel operation.
- Unique three-pipe air intake design realizes simultaneous cooling of all devices (engine, muffler, converter, inverter).
- The two-chamber circulating exhaust device separates the exhaust gas from the fuel and makes it fully burnt.



SPECIFICATIONS	R2000iS	R2000iSP
Engine type	Single cylinder, 4-Stroke(OHV)	
Bore×Stroke	48.6x43mm	
Displacement	79.7cc	
Compression ratio	8.7 : 1	
Rated frequency	50Hz	60Hz
Rated voltage	220V/230V/240V	120V/220V
Rated power	1.8kW	
Max.power	2.0kW	
DC output	12V/8.3A	
THD	<3%	
Starting system	Recoil	
Fuel tank capacity	4 L	
Full load continuum running time	4 h	
1/2 load continuum running time	6 h	
Noise(7m)	58 dB-66dB	
Dimensions(LxWxH)	498x290x459mm	
Net weight	22kg	

OPTIONAL COLOR

Available in a variety of colors

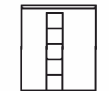
OPTIONAL CONFIGURATION



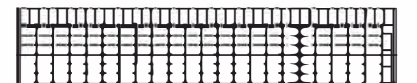
*(D) means Electric start optional

LOADING QTY

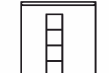
40HQ



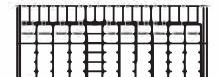
R2000iS:875



20GP



R2000iS:340



R TYPE SERIES INVERTER GENERATOR



R2500iS



- Novel appearance, small size, light weight, low THD, stable frequency and low fuel consumption.
- Precise control of ignition, intelligent speed control according to load, not only saving fuel, but also cost-effective and efficient.
- Circuit breaker protection, safer, more reliable and more effective.
- Humanized design concept, integrated inverter control, clearly visible, easy panel operation.
- Unique three-pipe air intake design realizes simultaneous cooling of all devices (engine, muffler, converter, inverter).
- The two-chamber circulating exhaust device separates the exhaust gas from the fuel and makes it fully burnt.



PRODUCT PARAMETERS

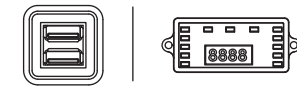
SPECIFICATIONS	R2500iS	R2500iSP
Engine type	Single cylinder, 4-Stroke(OHV)	
Bore×Stroke	60 x 43mm	
Displacement	122cc	
Compression ratio	8.2:1	
Rated frequency	50Hz	60Hz
Rated voltage	220V/230V/240V	120V/220V
Rated power	2.3kW	
Max.power	2.5kW	
DC output	12V/8.3A	
THD	<3%	
Starting system	Recoil	
Fuel tank capacity	4.5L	
Full load continuum running time	3 h	
1/2 load continuum running time	5 h	
Noise(7m)	58dB-68dB	
Dimensions(LxWxH)	520x320x450mm	
Net weight	25kg	



OPTIONAL COLOR

Available in a variety of colors

OPTIONAL CONFIGURATION



*(D) means Electric start optional

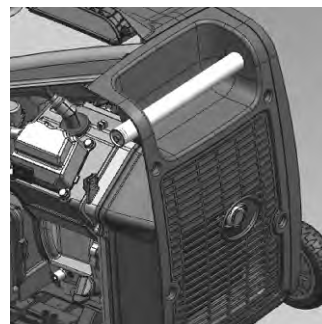

LOADING QTY

40HQ	R2500iS:730 / UNITS
20GP	R2500iS:288 / UNITS

R3000iS



- The weight of the whole machine is light, as low as 29kg or less;
- High power, the maximum power can reach 3.3kW;
- Using advanced inverter technology, excellent power generation quality, THD <3%;
- With Parallel function, it can output in parallel with all inverter products of RATO to increase the output power;
- Low noise, Less than 68dB;
- RATO self-made inverter engine, stable and reliable;
- Convenient transportation and storage, three transportation methods to meet different user needs;
- Impact-resistant shell design, durable.



PRODUCT PARAMETERS

SPECIFICATIONS	R3000iS	R3000iSP
Engine type	Single cylinder, 4-Stroke(OHV)	
Bore×Stroke	70 x 48mm	
Displacement	185cc	
Compression ratio	8.7 : 1	
Rated frequency	50Hz	60Hz
Rated voltage	220V/230V/240V	120V/220V
Rated power	3kW	
Max.power	3.3kW	
DC output	12V/8.3A	
THD	<3%	
Starting system	Recoil / Electric starter	
Fuel tank capacity	5.5 L	
Full load continuum running time	4.5h	
1/2 load continuum running time	7h	
Noise(7m)	58dB-67dB	
Dimensions(LxWxH)	588×435×531mm	
Net weight	29.5kg	



OPTIONAL COLOR

Available in a variety of colors

OPTIONAL CONFIGURATION



*(D) means Electric start optional

LOADING QTY

40HQ	R3000iS:730 / UNITS
20GP	R3000iS:288 / UNITS

R TYPE SERIES INVERTER GENERATOR

- Power increased by 200w
- Added maintenance door, more convenient to use and maintain
- Optimized wiring layout, the structure is more simplified, tidy, reliable, and easy to maintain
- With optional functions such as parallel connection, multi-function display panel, etc.
- Support USB.



OPTIONAL COLOR

Available in a variety of colors

LOADING QTY

40HQ



R3000iEP-R/R4000iEP-R:336 / UNITS



20GP



R3000iEP-R/R4000iEP-R:160 / UNITS



OPTIONAL CONFIGURATION



*(D) means Electric start optional

PRODUCT PARAMETERS

SPECIFICATIONS	R3500iE-R	R3500iEP-R	R4000iE-R	R4000iEP-R
Engine type	Single cylinder, 4-Stroke(OHV)		Single cylinder, 4-Stroke(OHV)	
Bore×Stroke	70 x55mm		72x55mm	
Displacement	212mcc		224cc	
Compression ratio	8.0 : 1		8.5 : 1	
Rated frequency	50Hz	60Hz	50Hz	60Hz
Rated voltage	220V/230V/240V	120V/220V	220V/230V/240V	120V/220V
Rated power	3.2kW		3.65kW	
Max.power	3.5kW		4kW	
DC output	12V/8.3A		12V/8.3A	
THD	<3%		<3%	
Starting system	Recoil / Electric starter		Recoil / Electric starter	
Fuel tank capacity	8.3 L		8.3 L	
Full load continuum running time	5 h		4h	
1/2 load continuum running time	8.5 h		7.5 h	
Noise(7m)	58dB-66dB		58dB-67dB	
Dimensions(LxWxH)	605x432x493mm		605x432x493mm	
Net weight	44.5kg		46.5kg	

R3500iE-R R4000iE-R



- Using spherical combustion chamber inverter generator engine, the company's new big power silent inverter generator, filling the market vacancy
- Equipped with recoil/electric starting function as standard, the whole machine is easy to start, and it can start smoothly within three times in the environment of -5℃~40℃
- Using dual step-motor carburetor control, can realize one-push start, remote control and remote APP control
- Economical and fuel-efficient, more fuel-efficient compared with ordinary generators, especially on 50Hz products, fuel-saving is more obvious than ordinary generators with equivalent power
- Using inverter technology, the generator quality is better than ordinary generators, THD is less than 3%, and the load capacity is better than ordinary generators of the same power
- Multi-function display, remote start, one-push start, reset, USB, parallel connection and other functions can be selected according to customer requirements

R8000iE

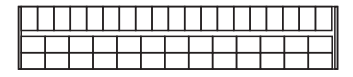


PACKING DATA

40HQ



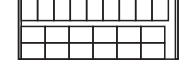
R8000iE:180 / UNITS




20GP



R8000iE:84 / UNITS



LOADING QTY



*(D) means Electric start optional

OPTIONAL COLOR

Available in a variety of colors

PRODUCT PARAMETERS

SPECIFICATIONS	R8000iE	R8000iEP
Engine type	Single cylinder, 4-Stroke(OHV)	
Bore×Stroke	90×66mm	
Displacement	420	
Compression ratio	8.5:1	
Rated frequency	50Hz	60Hz
Rated voltage	220V/230V/240V	120V&240V/220V
Rated power	6.8kW	
Max.power	7.5kW	
DC output	12V/8.3A	
THD	<3%	
Starting system	Recoil / Electric starter	
Fuel tank capacity	25L	
Full load continuum running time	4.5h	
1/2 load continuum running time	8.5h	
Noise(7m)	64dB-70dB	
Dimensions(LxWxH)	870×725×685mm	
Net weight	100kg	

R COMPACT SERIES INVERTER GENERATOR

- High cost-performance rate generator design
- Exposed metal fuel tank
- Adopting advanced inverter technology, excellent power generation quality



OPTIONAL COLOR

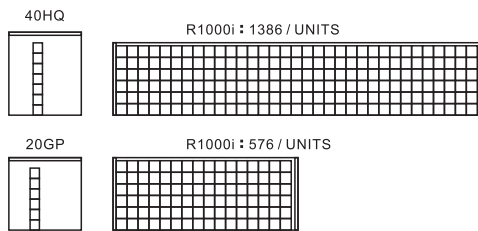
Available in a variety of colors

OPTIONAL CONFIGURATION




*(D) means Electric start optional

LOADING QTY



R1000i / R1200i



PRODUCT PARAMETERS

SPECIFICATIONS	R1000i	R1000iP	R1200i	R1200iP
Engine type	Single cylinder, 4-Stroke(OHV), Air-cooled		Single cylinder, 4-Stroke(OHV), Air-cooled	
Bore×Stroke	45×35mm		45×35mm	
Displacement	56		56	
Compression ratio	8.2:1		8.2:1	
Rated frequency	50Hz	60Hz	50Hz	60Hz
Rated voltage	220V/230V/240V	120V/220V	220V/230V/240V	120V/220V
Rated power	700W		1000W	
Max.power	800W		1200W	
DC output	NO		12V/5A, USB as a option	
THD	<3%		<3%	
Starting system	Recoil		Recoil	
Fuel tank capacity	3L		3L	
Full load continuum running time	4 h		4 h	
1/2 load continuum running time	6 h		6 h	
Noise(7m)	62dB-67dB		62dB-67dB	
Dimensions(LxWxH)	336×327×306		336×327×306	
Net weight	12kg		12kg	

- Novel and unique vertical structure
- Using advanced inverter technology, excellent power generation quality
- One-sided maintenance, easy operation, labor-saving and time-saving
- The compact structure design of the whole machine makes the cost more competitive

OPTIONAL COLOR

Available in a variety of colors

OPTIONAL CONFIGURATION



*(D) means Electric start optional

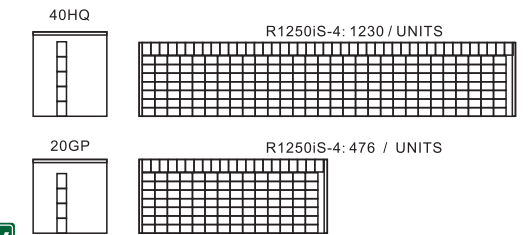
PRODUCT PARAMETERS

SPECIFICATIONS	R1250iS-4	R1250iSP-4
Engine type	Single cylinder, 4-Stroke(OHV)	
Bore×Stroke	45×38mm	
Displacement	60	
Compression ratio	8.2:1	
Rated frequency	50Hz	60Hz
Rated voltage	220V/230V/240V	120V/220V
Rated power	1.0kW	
Max.power	1.1kW	
DC output	12V / 5A	
THD	<3%	
Starting system	Recoil	
Fuel tank capacity	2.4L	
Full load continuum running time	3.5 h	
1/2 load continuum running time	5.7 h	
Noise(7m)	57dB-65dB	
Dimensions(LxWxH)	350×240×420	
Net weight	13kg	

PRODUCT PARAMETERS

SPECIFICATIONS	R2000iS-C	R2000iSP-C
Engine type	Single cylinder,4-Stroke(OHV)	
Bore×Stroke	48.6 x 43mm	
Displacement	80	
Compression ratio	8.8:1	
Rated frequency	50Hz	60Hz
Rated voltage	220V/230V/240V	120V/220V
Rated power	1.6kW	
Max.power	1.8kW	
DC output	12V/8.3A	
THD	<3%	
Starting system	Recoil	
Fuel tank capacity	3.5L	
Full load continuum running time	3.5 h	
1/2 load continuum running time	5.2 h	
Noise(7m)	58dB-68dB	
Dimensions(LxWxH)	480×280×420	
Net weight	18kg	

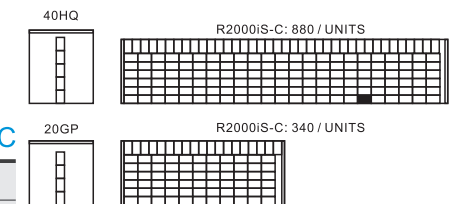
LOADING QTY



R1250iS-4




LOADING QTY



R2000iS-C



R OPEN FRAME INVERTER GENERATOR



◀ R3500i

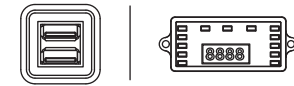
- Compared with open-frame generators of common brands, this model has a new appearance, significantly higher power output, smaller size, lighter weight, lower THD and stable frequency, and low fuel consumption.
- Precisely controlled ignition, intelligent control of engine speed, high efficiency, saving fuel consumption.
- Intelligent circuit protection, safe and reliable.
- Integrated humanized design, inverter control, clearly visible, easy-to-operate front panel.
- With parallel kit (only for R3500i model), it has the functions of energy saving, recovery and protection, fault operation alarm and dual USB port.
- The engine low oil level alarm and automatic shutdown to protect the engine from working at low oil level.
- All-direction wheel movement, easy to operate.



OPTIONAL COLOR

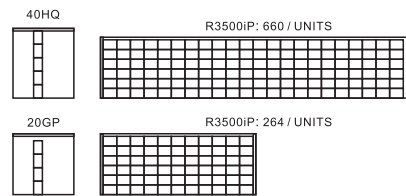
Available in a variety of colors

OPTIONAL CONFIGURATION




*(D) means Electric start optional

LOADING QTY



PRODUCT PARAMETERS

SPECIFICATIONS	R3500i	R3500iP
Engine type	Single cylinder, 4-Stroke(OHV)	
Bore×Stroke	70x55mm	
Displacement	212ml	
Compression ratio	8.5 : 1	
Rated frequency	50Hz	60Hz
Rated voltage	220V/230V/240V	120V/220V/240V
Rated power	3.2kW	
Max.power	3.5kW	
DC output	12V/8.3A	
THD	<3%	
Starting system	Recoil	
Fuel tank capacity	7 L	
Full load continuum running time	4.3 h	
1/2 load continuum running time	7 h	
Noise(7m)	67dB-74dB	
Dimensions(LxWxH)	502x350x495mm	
Net weight	32kg	



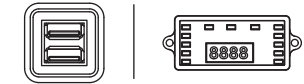
▼ R8000iD



OPTIONAL COLOR

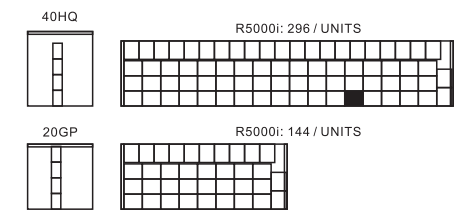
Available in a variety of colors

OPTIONAL CONFIGURATION



*(D) means Electric start optional

LOADING QTY



PRODUCT PARAMETERS

SPECIFICATIONS	R5500iD	R5500iDP	R8000iD	R8000iDP
Engine type	Single cylinder,4-Stroke(OHV)		Single cylinder, 4-Stroke(OHV)	
Bore×Stroke	80 x 60mm		90 x 66mm	
Displacement	301ml		420ml	
Compression ratio	8.2:1		8.0:1	
Rated frequency	50Hz	60Hz	50Hz	60Hz
Rated voltage	220V/230V/240V	220V/110V&220V/120V&240V	220V/230V/240V	220V/110V&220V/120V&240V
Rated power	5.0kW		7.0kW	
Max.power	5.5kW		7.5kW	
DC output	12V/8.3A		12V/8.3A	
THD	<3%		<3%	
Starting system	Recoil / Electric starter		Recoil / Electric starter	
Fuel tank capacity	16 L		16 L	
Full load continuum running time	5h		3 h	
1/2 load continuum running time	9h		5 h	
Noise(7m)	70dB-77dB		73dB-84 dB	
Dimensions(LxWxH)	605x514x537mm		605x514x537mm	
Net weight	60kg		65kg	